




DRS ABCD ACTION PLAN



D


DANGER

Check for dangers.
You can't help **if you're also at risk!**

R

RESPONSE

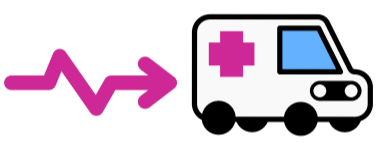
Ask the casualty questions
"Can you hear me?", "What's your name?"



S

SEND FOR HELP

Get somebody to call 000, or make the call yourself if you're alone



A

AIRWAY


If the casualty is unresponsive, open their mouth and check for and remove any obstructions.



B

BREATHING. Normal?

Yes: Put in recovery position.
No: Start CPR



C

CPR 30 compressions: 2 breaths

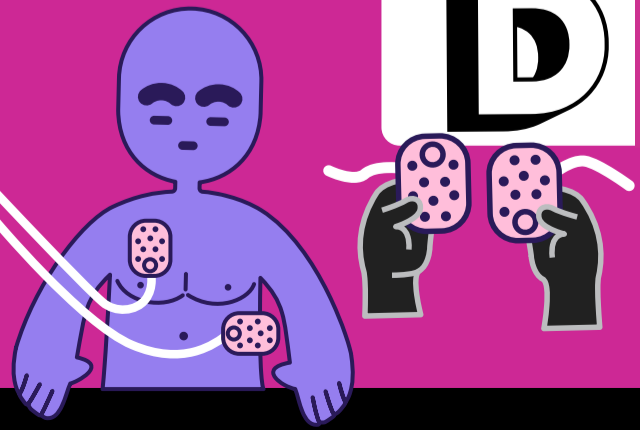
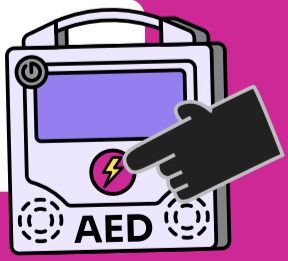
Continue CPR until help arrives, the person breathes on their own, or it's unsafe to continue.



D

DEFIBRILLATOR (AED)

Apply an Automated External Defibrillator (AED) as soon as available. Follow prompts.



In an emergency call triple zero (000) for an ambulance.